

Safety

Section Highlights

Property Crime

Down 6%

Violent Crime

Down 2%

Number of Gangs

700

Number of Gang Members

14,100

Gang-Related Homicide Filings

38

A Success Story

The Probation Department's three Day Reporting and Reentry Services Centers (DRRSC) offer coordinated services wherein multiple agencies help connect DRRSC clients with reentry services. Under the leadership of the Department of Behavioral Health (DBH), all three DRRSC sites have received Medi-Cal certification. This allows DBH to bill Medi-Cal for services provided to clients covered with the Medi-Cal health care plan. This approach is unique to San Bernardino County – there are no known similar models represented in any other Probation-run DRRSCs in California.

San Bernardino County's DRRSC programs have been recognized with two National Association of Counties awards. First in 2014, in recognition of the multi-agency collaboration; and again in 2016 in recognition of the Probation DRRSC Employment Readiness, Training and Placement Program.

Crime at 10-Year Low

Crime impacts both real and perceived safety. It can also negatively affect investment in a community if a neighborhood is considered unsafe. This indicator tracks crime rate trends and juvenile arrests. The crime rate includes reported violent felonies (homicide, forcible rape, robbery, and aggravated assault) and property felonies (burglary, motor vehicle theft, and larceny-theft).

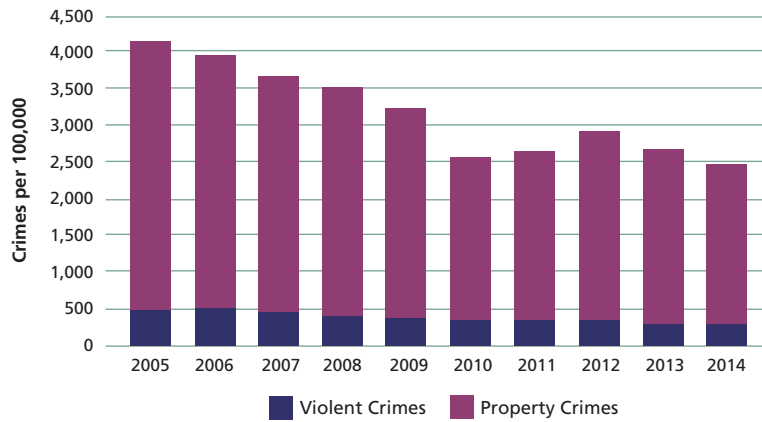
How is San Bernardino County Doing?

In 2013, the crime rate in the Riverside-San Bernardino metro area dropped for the second consecutive year:

- The violent crime rate decreased by 2% between 2013 and 2014 and property crimes decreased 6% during the same one-year period.
- Because property crimes account for the majority of crime, the overall crime rate decreased 6% between 2013 and 2014.
- Over the past five years, reported crime in the Riverside-San Bernardino metro area dropped 4%.
- The crime rate in Riverside-San Bernardino is lower than out-of-state peers (Miami and Las Vegas) and the nation, but higher than all neighboring regions compared and the state.
- There was a 7% decrease in the number of homicide victims in Riverside-San Bernardino between 2013 and 2014, dropping from 219 victims in 2013 to 203 victims in 2014.

Crime Rate
Riverside-San Bernardino, 2005-2014

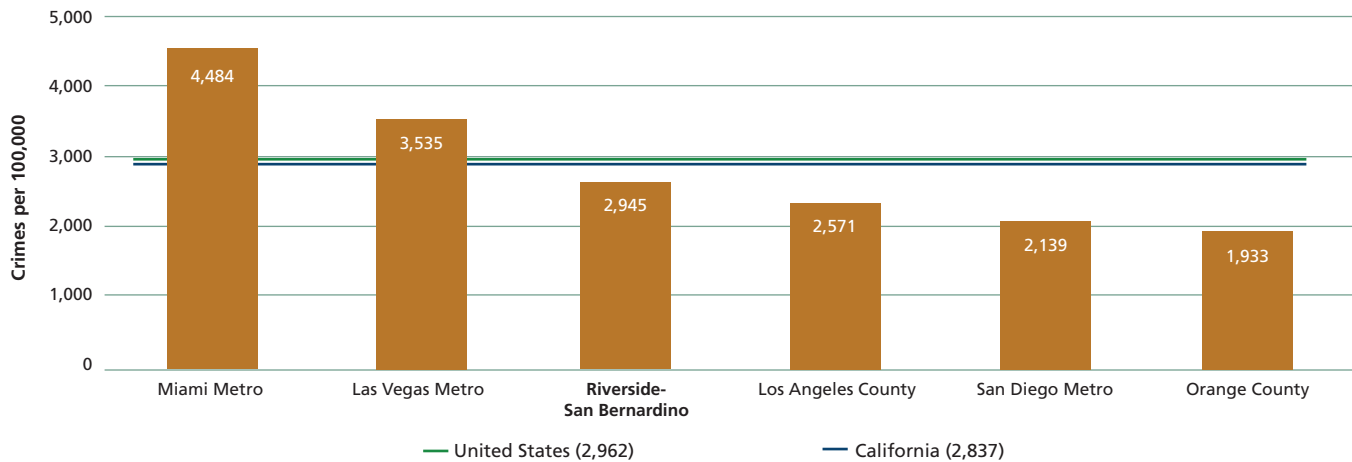
29a



Source: Federal Bureau of Investigation, Uniform Crime Reporting Program (www.fbi.gov/ucr/ucr.htm)

Crime Rate
Regional Comparison, 2014

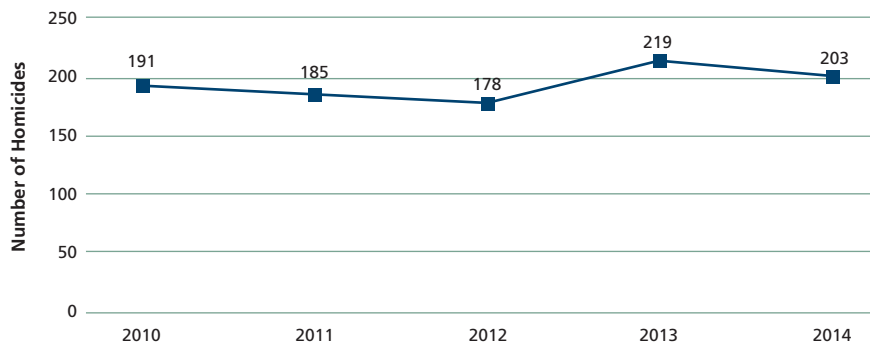
29b



Source: Federal Bureau of Investigation, Uniform Crime Reporting Program (www.fbi.gov/ucr/ucr.htm)

Victims of Homicide
Riverside-San Bernardino, 2010-2014

29c



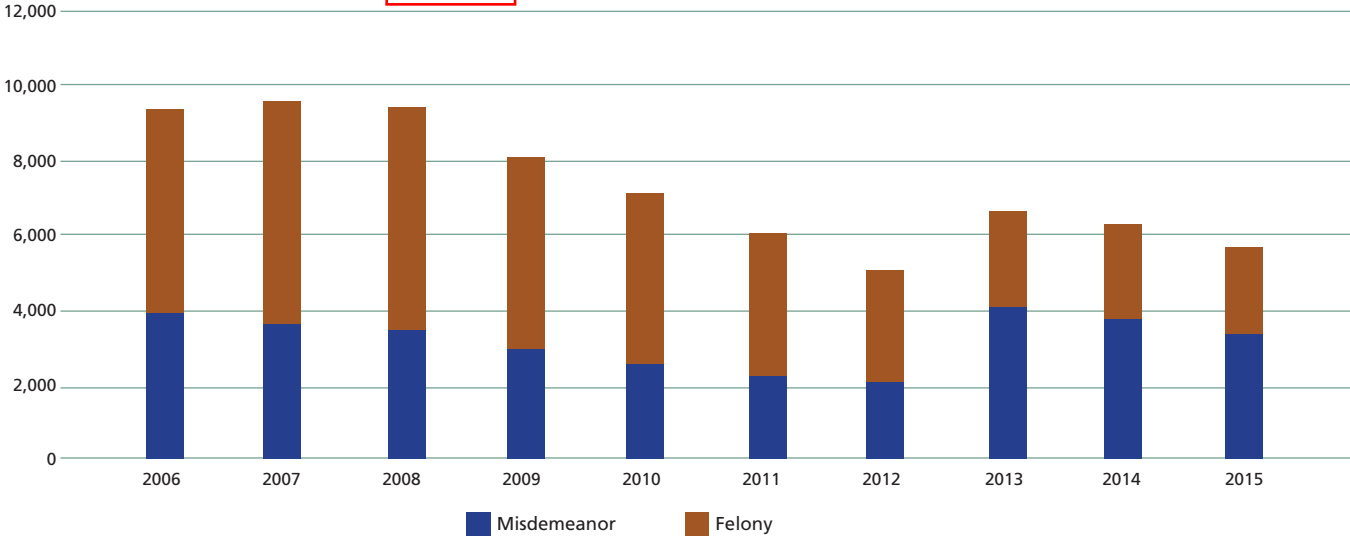
Source: Federal Bureau of Investigation, Uniform Crime Reporting Program (www.fbi.gov/ucr/ucr.htm)

Juvenile arrests are down:

- During the five-year period between 2011 and 2015, juvenile arrests in San Bernardino County dropped 8%.
- In 2015, 62% of the juvenile arrests in 2015 were for misdemeanor charges.

Juvenile Arrests
San Bernardino County, 2006-2015

29d



Note: In an emerging trend since 2013, juvenile misdemeanor arrests have significantly increased. In contrast juvenile felony arrest have seen a decrease.

Source: San Bernardino County Probation Department, Research Unit

San Bernardino County Probation Department Day Reporting and Reentry Services Centers

The San Bernardino County Probation Department operates three Day Reporting and Reentry Services Centers (DRRSC) that are regionally-based adult facilities. The centers are funded with a portion of the monies received from AB 109. DRRSCs provide access to co-located multi-agency partners: Department of Behavioral Health (DBH), Transitional Assistance Department (TAD), Public Health, and Workforce Development Department. Each center has a dedicated Probation Homeless Services Coordinator, a clothing closet, life skills and reentry support classes, and activities. Classes offered include, but are not limited to, anger management, employment, healthy life choices, parenting, cognitive journaling, food handler’s training, and computer skills training.

During fiscal years 2013/14 to 2015/16, more than 17,500 clients were seen at the Probation Department’s three DRRSCs. Of these clients:

- 6,887 were referred to Workforce Development for employment readiness training or job placement assistance;
- 4,898 were referred to the TAD for assistance with accessing Cal-Fresh or health care enrollment;
- 655 were referred to Public Health for care coordination support, such as assistance with accessing prescriptions, health care provider and receiving health education services;
- 3,072 were referred to DBH for assistance with behavioral health issues, dual diagnosis issues and/or coordination of outpatient treatment services; and
- 848 were referred to Probation Housing Coordinators for housing assistance.

Gang Related Homicides and Filings Return to 2012 Levels

Tracking gang-related data may help the community gauge the extent and nature of gang membership and gang-related crime. It can aid policymakers in determining the effectiveness of programs to combat gang-related crime and the level of funding needed to support these programs. This indicator measures gang-related crime filings, and the numbers of gangs and gang members as identified by law enforcement.¹

How is San Bernardino County Doing?

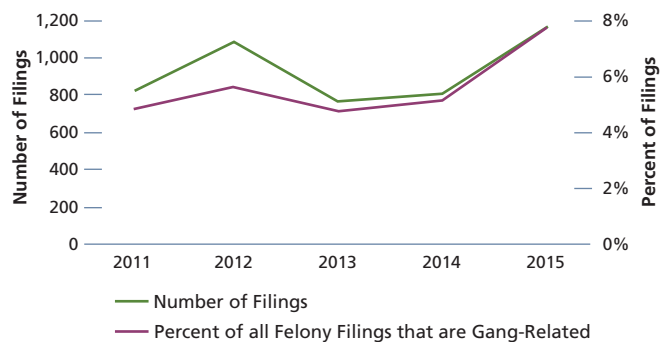
Gang-related filings increased:

- There were a total of 1,120 gang-related filings in 2015, a 43% increase from 782 filings in 2014.
- In 2015, 38 of the filings against gang-related defendants were for homicide. This reflects a doubling in gang-related homicide filings from 19 in 2014.
- In 2014, 36% of all homicide filings and 8% of all felony filings were gang-related.

Gang membership decreased:

- There were 700 known gangs in San Bernardino County in 2015, below the five-year average of 718 gangs.
- The number of gang members has fallen 19% during the same five-year period, from 17,401 members in 2011 to 14,100 members in 2015.

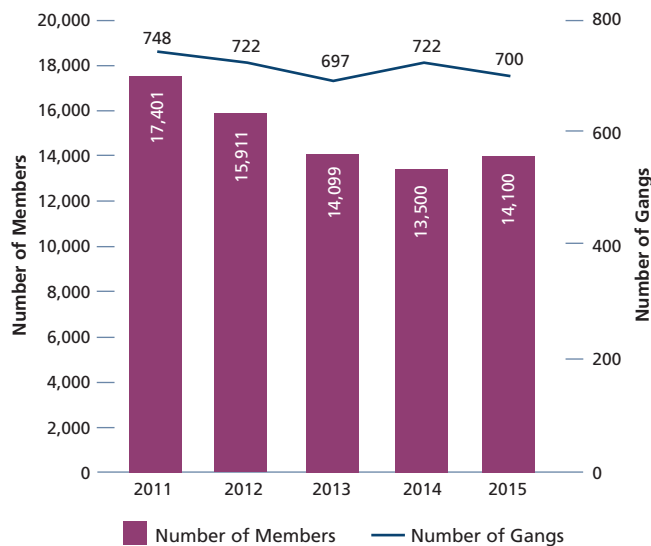
30a Gang-Related Filings
San Bernardino County, 2011-2015



Source: San Bernardino County District Attorney

30b

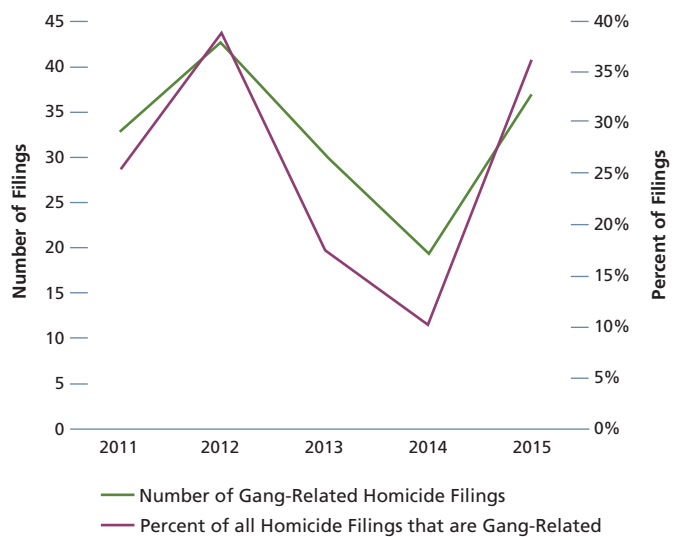
Gangs and Gang Membership
San Bernardino County, 2011-2015



Source: San Bernardino County Sheriff's Department

30c

Gang-Related Homicide Filings
San Bernardino County, 2011-2015



Source: San Bernardino County District Attorney

Working to Prevent Gang Violence

Spearheaded by an attorney in the Central Gang Unit at the District Attorney's Office, the Gang Reduction Intervention Partnership (GRIP) is a curriculum created to focus on the dangers of gangs and drugs, promoting positive choices and respect for others and property. GRIP is taught by a school's personnel to students over a period of several weeks and serves as a primary prevention and early intervention program for middle school students (ages 11 through 14). Over the course of this time, instructors address the dangers of gangs. Since its inception, approximately 3,400 students have graduated from the program. Graduations are attended by students, school administrators and public officials, and serve as a highlight of the school year. The program has been so successful that multiple school districts have reached out and inquired about expanding the program.

¹ A filing is a charging document filed with the superior court clerk by a prosecuting attorney alleging that a person committed or attempted to commit a crime.