

Safety

Section Highlights

Property Crime Up 7%

Violent Crime Up 15%

Juvenile Arrests Down 6%

Number of Gangs 650

Number of Gang Members 15,000

A Success Story

The Human Trafficking Task Force was created in September 2013 by the San Bernardino County Sheriff's Department and the District Attorney's Office. In May 2017, the Task Force grew to include the San Bernardino Police Department, Ontario Police Department, San Bernardino School District Police, Department of Homeland Security, and the Federal Bureau of Investigation.

The task force works daily across the county to respond to and investigate the horrific human trafficking crimes that are plaguing the country. Between May and September 2017, the Human Trafficking Task Force rescued 12 juvenile females and 12 adult females. Victim advocates assisted these victims with resources.

One-Year Crime Rate Increases 15%

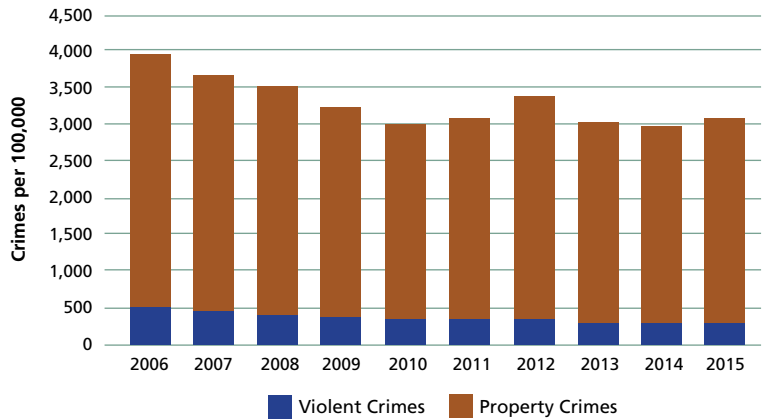
Crime impacts both real and perceived safety. It can also negatively affect investment in a community if a neighborhood is considered unsafe. This indicator tracks crime rate trends and juvenile arrests. The crime rate includes reported violent felonies (homicide, forcible rape, robbery, and aggravated assault) and property felonies (burglary, motor vehicle theft, and larceny-theft).

How is San Bernardino County Doing?

In 2015, the crime rate in the Riverside-San Bernardino metro area increased:

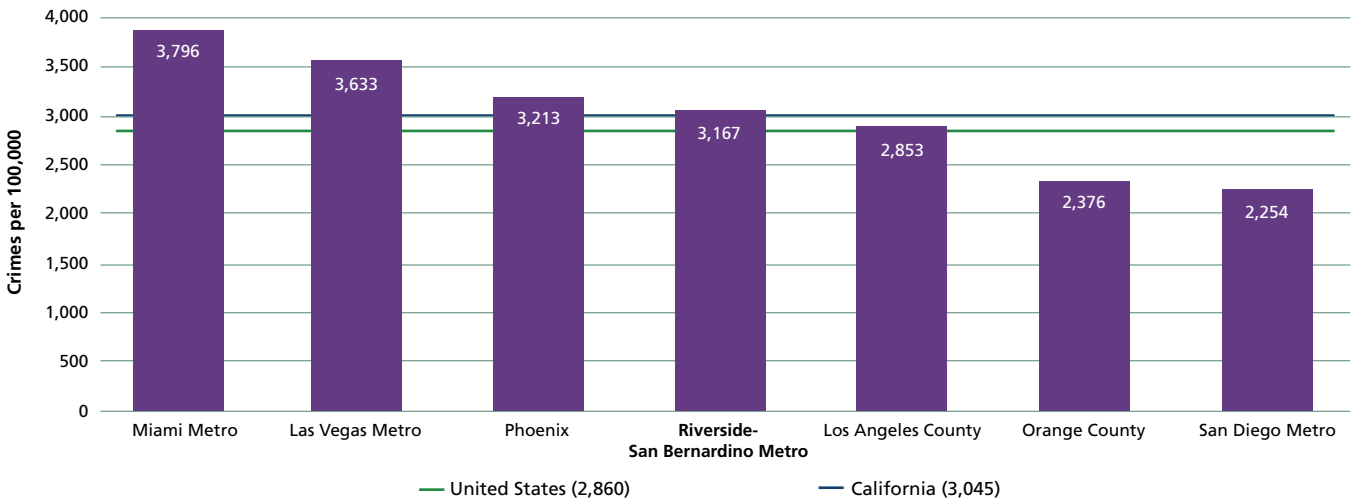
- The violent crime rate increased by 15% between 2014 and 2015 and property crimes increased 7% during the same one-year period.
- Because property crimes account for the majority of crime, the overall crime rate increased 8% between 2014 and 2015.
- Despite the one-year rise, reported crime in the Riverside-San Bernardino metro area remained relatively unchanged during the five-year period from 2011 to 2015.
- The crime rate in Riverside-San Bernardino is lower than out-of-state peers (Miami, Phoenix, and Las Vegas), but higher than all neighboring regions compared, the nation and the state.
- There was a 3% decrease in the number of homicide victims in Riverside-San Bernardino between 2014 and 2015, dropping from 203 victims in 2014 to 196 victims in 2015.

Crime Rate
Riverside-San Bernardino, 2006-2015



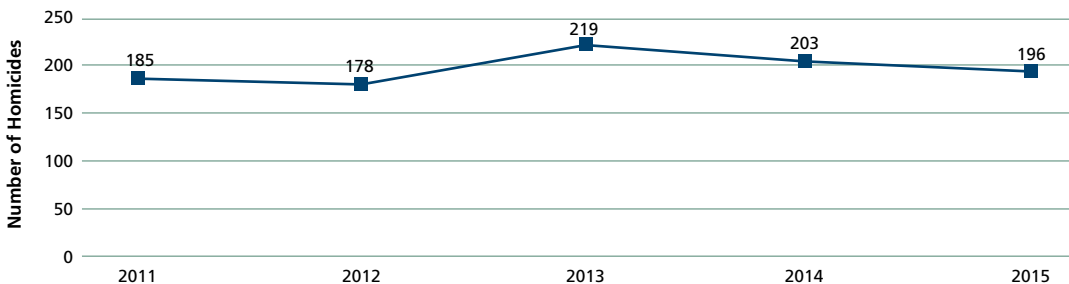
Source: Federal Bureau of Investigation, Uniform Crime Reporting Program (<https://ucr.fbi.gov/>)

Crime Rate
Regional Comparison, 2015



Source: Federal Bureau of Investigation, Uniform Crime Reporting Program (<https://ucr.fbi.gov/>)

Victims of Homicide
Riverside-San Bernardino, 2011-2015



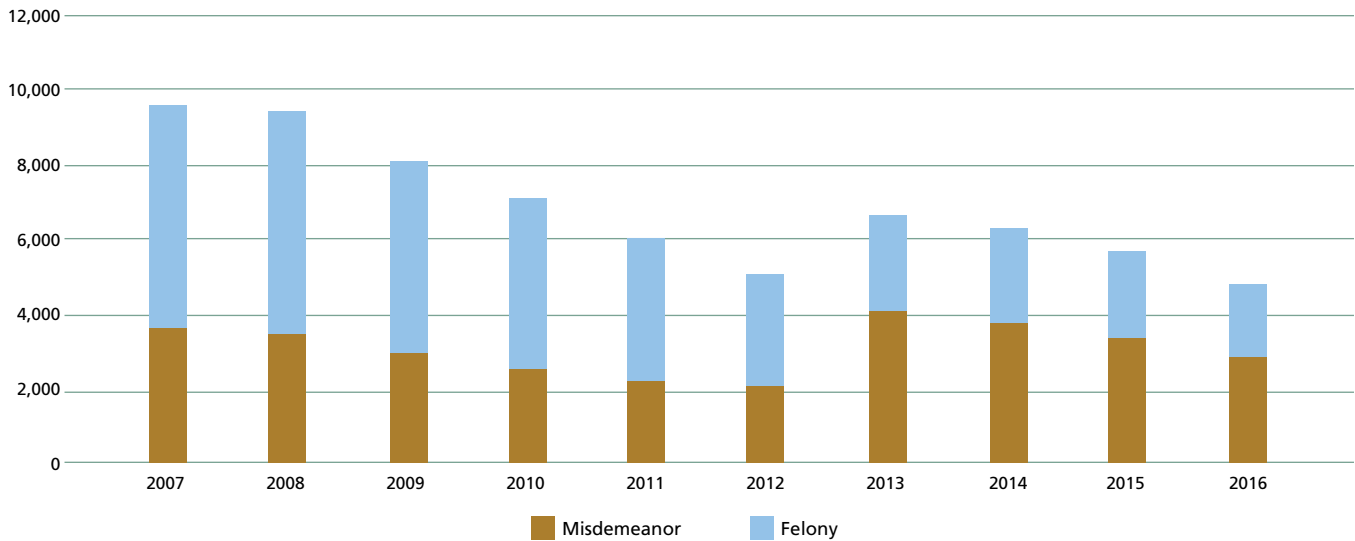
Source: Federal Bureau of Investigation, Uniform Crime Reporting Program (<https://ucr.fbi.gov/>)

Juvenile arrests are down:

- During the five-year period between 2012 and 2016, juvenile arrests in San Bernardino County dropped 6%.
- 60% of the juvenile arrests in 2016 were for misdemeanor charges.

Juvenile Arrests

San Bernardino County, 2007-2016



Source: San Bernardino County Probation Department, Research Unit

San Bernardino County Probation Department Day Reporting and Reentry Services Centers

The San Bernardino County Probation Department operates three Day Reporting and Reentry Services Centers (DRRSC) that are regionally-based adult facilities. The centers are funded with a portion of the monies received from AB 109 and are conveniently located. DRRSCs provide access to co-located multi-agency partners: Department of Behavioral Health (DBH), Transitional Assistance Department (TAD), Public Health, and Workforce Development Department. Each center has a dedicated Probation Homeless Services Coordinator, a clothing closet, and offers life skills and reentry support classes. Classes offered include, but are not limited to, anger management, employment, healthy life choices, parenting, cognitive journaling, food handler’s training, and computer skills training.

- During fiscal years 2014/15 to 2016/17, more than 19,500 clients were seen at the Probation Department’s three DRRSCs.¹ Of these clients:
- 6,119 were referred to Workforce Development for employment readiness training or job placement assistance;
 - 4,025 were referred to the TAD for assistance with accessing Cal-Fresh or health care enrollment;
 - 3,288 were referred to DBH for assistance with behavioral health issues, dual diagnosis issues and/or coordination of outpatient treatment services;
 - 1,058 were referred to Probation Housing Coordinators for housing assistance; and
 - 388 were referred to Public Health for care coordination support, such as assistance with accessing prescriptions or a health care provider, and receiving health education services.

¹The figure 19,500 represents the total number of clients seen at DRRSC. Not all clients received a referral for services, thus the bullets do not add up to 19,500.

Gang-Related Homicides Decline

Tracking gang-related data may help the community gauge the extent and nature of gang membership and gang-related crime. It can aid policymakers in determining the effectiveness of programs to combat gang-related crime and the level of funding needed to support these programs. This indicator measures gang-related crime filings, and the numbers of gangs and gang members as identified by law enforcement.¹

How is San Bernardino County Doing?

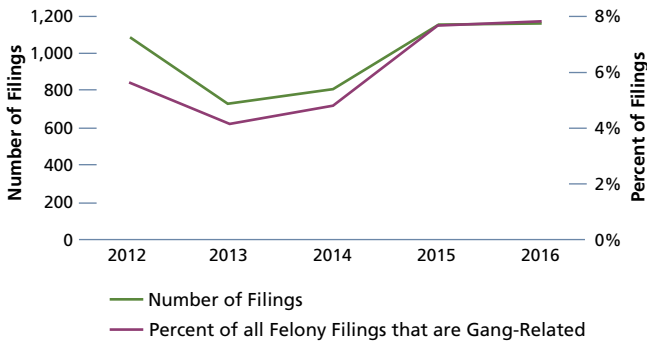
Gang-related filings remained steady:

- There were 1,129 gang-related filings in 2016, an increase of less than 1% from 1,120 filings in 2015.
- In 2016, 30 of the filings against gang-related defendants were for homicide – a 21% decrease in gang-related homicide filings from 38 in 2015.
- In 2016, 27% of all homicide filings and 8% of all felony filings were gang-related.

The number of gangs decreased while gang membership rose:

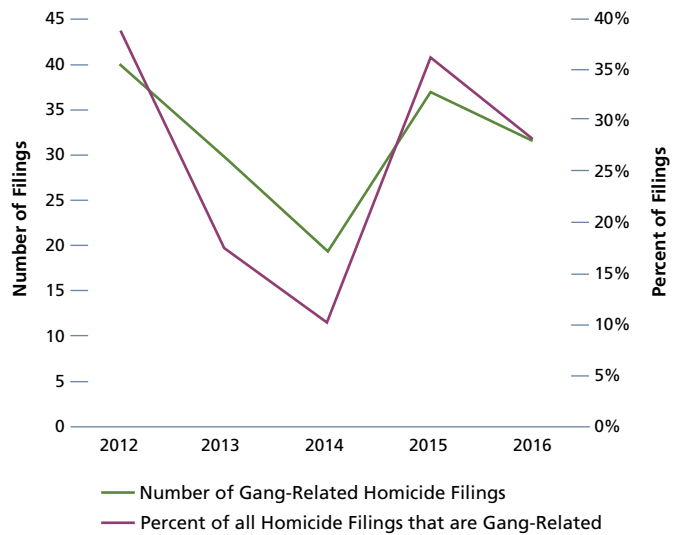
- There were 650 known gangs in San Bernardino County in 2016, below the five-year average of 698 gangs.
- The number of gang members increased 6% between 2015 and 2016, from 14,100 gang members to 15,000. However, the five-year trend is downward, decreasing from 15,911 members in 2012.

Gang-Related Filings
San Bernardino County, 2012-2016



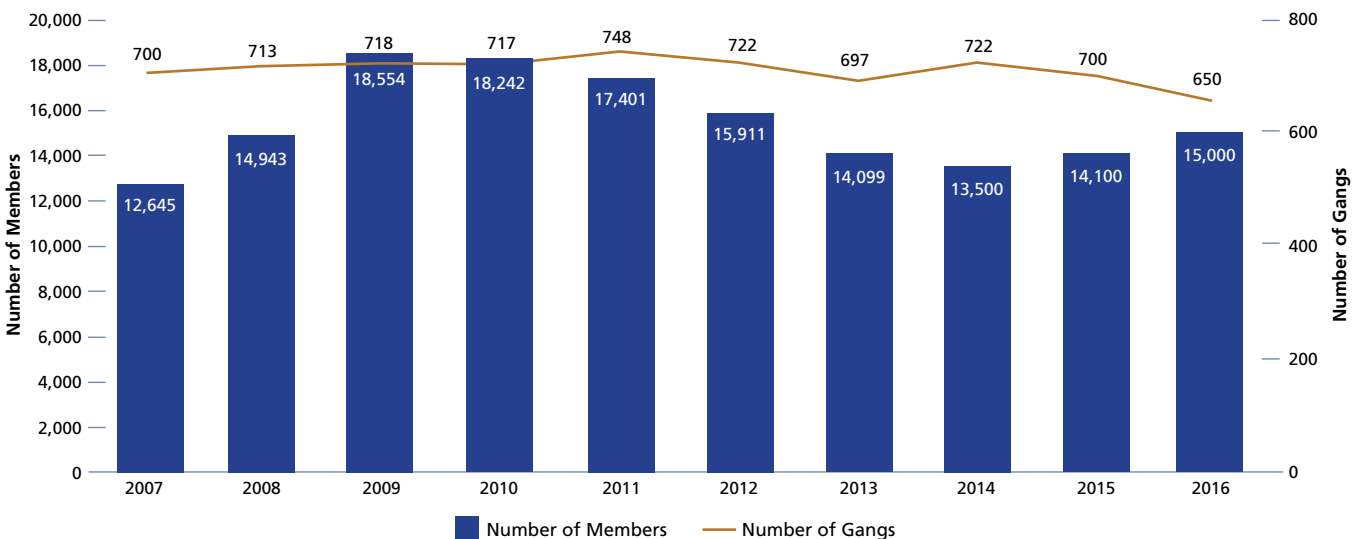
Source: San Bernardino County District Attorney's Office

Gang-Related Homicide Filings
San Bernardino County, 2012-2016



Source: San Bernardino County District Attorney's Office

Gangs and Gang Membership
San Bernardino County, 2007-2016



Source: San Bernardino County Sheriff's Department

¹ A filing is a charging document filed with the superior court clerk by a prosecuting attorney alleging that a person committed or attempted to commit a crime.